



Radial SGI Studio Guitar Interface is a transmit (SGI-TX) and receive (SGI-RX) pair of modules that allows a guitar signal to travel across 500 feet of balanced cable to a distant amplifier. The SGI is a unity gain device that features 100% discreet Class-A circuitry for great sound and transformer isolation to eliminate ground loops.

For the studio, the SGI allows the guitarist to play in the control room while listening to the studio monitors. For live performance, the SGI allows amplifiers to be located off stage while improving sound and reliability over wireless systems.

The guitar connects directly to the SGI-TX which performs level and impedance conversion and outputs a balanced signal. The output is similar to that of microphones and DI's allowing the SGI to be used with studio wiring and concert snake systems. At the far end of the balanced line sits the SGI-RX which converts the signal back to a hi-Z instrument level output that connects to pedalboards and amplifiers. With the SGI, the guitarist can now play the roles of performer, engineer and producer, while saving immeasurable time during the recording process. Comes complete with 15VDC power supply for the SGI-TX module. The SGI-RX is passive and does not require power.

Features


- Active transmit and receive guitar interface
- Class-A circuit for great sound with long cables
- Transformer-isolated at each end to eliminate ground loops
- Drag™ control pickup load correction

Applications


- Connect guitar amps up to 300 feet away (100m)
- Play in the control room and isolate amps in studio
- Locate amps off-stage for live performance

Cool stuff

- Retains original tone of guitar
- Quiet, adds nothing, unity gain input/output
- Uses common XLR mic cables and snakes
- Same buffer circuit used in Radial JD7 Injector
- 'Plug & Play' easy-to-use
- 3 year transferable warranty



That's a lot of cable!
No problem for the SGI



PSU CONNECTOR
15VDC supply.

GROUND LIFT switch
disconnects pin-1 on the XLR out.

XLR TRANSMIT OUTPUT
600Ω, balanced XLR output
sends signal to RX unit.

HEAVY-DUTY WELDED I-BEAM
enclosure of 14 gauge steel.

GUITAR INPUT

DRAG CONTROL
allows you to reintroduce
the natural tone that is lost
with buffered inputs.



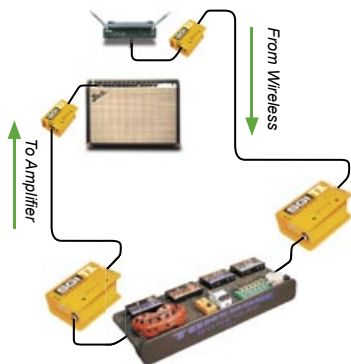
GUITAR OUTPUT
1/4" output connects to
amps or pedals.

FULL BOTTOM PAD
improves electrical isolation
and keeps the SGI from moving
around on busy stages!

GROUND LIFT switch
disconnects pin-1 on the
XLR input.

XLR RECEIVE INPUT 600Ω,
balanced XLR input receives
signal from SGI-TX unit.

SGI with Wireless Systems



SGI with Off-Stage Amps



SGI in the Studio

